


STANFORD

Kristina Vaculik



Shona Morgan



Amanda Spinner



2014

WOMEN'S GYMNASTICS

RECORD BOOK

2014 Schedule

Date	Opponent	Location	Time
Jan. 4	NorCal Quad Meet	Sacramento, Calif.	2 p.m.
Jan. 12	Georgia	Stanford, Calif.	2 p.m.
Jan. 19	Arizona, Sacramento State	Stanford, Calif.	2 p.m.
Jan. 26	UC Davis	Davis, Calif.	1 p.m.
Feb. 3	Oregon State	Corvallis, Ore.	7 p.m.*
Feb. 8	Washington	Seattle, Wash.	4 p.m.
Feb. 17	Utah	Stanford, Calif.	2 p.m.*
Feb. 22	UCLA	Los Angeles	6 p.m.
March 3	California	Stanford, Calif.	7 p.m.*
March 7	Alabama	Tuscaloosa, Ala.	4:30 p.m.
March 22	Pac-12 Championships	Berkeley, Calif.	TBA*
April 5	NCAA Regionals	TBD	TBA
April 18	NCAA Team Preliminaries	Tuscaloosa, Ala.	TBA
April 19	NCAA Super Six Finals	Tuscaloosa, Ala.	TBA
April 20	NCAA Individual Event Finals	Tuscaloosa, Ala.	TBA

Home events in bold

All times Pacific

*Denotes Pac-12 Networks televised meet

Stanford Facts

General Information

Location: Stanford, Calif.
Enrollment: 15,870 (6,999 undergrad)
Nickname: Cardinal
Colors: Cardinal and White
Conference: Pacific-12
Home Gyms (capacity):
 Maples Pavilion (5,488)
 Burnham Pavilion (1,200)
Training Facility: Ford Center
President: Dr. John L. Hennessy
Athletics Director: Bernard Muir
Sport Administrator: Brian Talbott
Athletics Web site: gostanford.com

Women's Gymnastics Staff

Head Coach:
 Kristen Smyth (California, '93), 13th year
Record at Stanford: 189-53-1
E-mail: kmsmyth@stanford.edu
Office phone: (650) 725-6143

Associate Head Coach:

Chris Swircek (San Jose St. '93), 11th year
E-mail: cswircek@stanford.edu

Assistant Coach:

Tabitha Yim (Stanford '08), fourth year
E-mail: tyim@stanford.edu

Office phone: (650) 724-0457

Office fax: (650) 725-4471

Volunteer Assistant Coach: Allan Fusilero

Athletic Trainer: Sarah Lyons

Performance Specialist: Jason Quan

Student Managers: Maggie Teets and
 Nicole Dayton

Team Information

2013 Record: 15-7

2013 NCAA Finish: 12th

2013 Regional Finish: Second

2013 Pac-12 Finish: Fourth

Returning All-America gymnasts:

Ivana Hong, Shona Morgan, Taylor Rice
 Samantha Shapiro, Amanda Spinner

Returning All-Conference gymnasts:

Ivana Hong, Amanda Spinner
NCAA Super Six Appearances:
 2002, 2004, 2007, 2008, 2010, 2012
Best NCAA Finish: Third (2004, 2008)
Letterwinners Ret/Lost: 11/4

Media Relations

Women's Gymnastics Contact: Greg Marsh
Office Phone: (650) 736-7635
E-mail: gbmarsh@stanford.edu
Media Relations Fax: (650) 725-2957
Mailing Address:
 Stanford Athletics Media Relations
 Arrillaga Family Sports Center
 641 E. Campus Dr.
 Stanford, CA 94305



From left to right: (bottom) Danielle McNair, Lucy Meyer, Sophia Lee; (second row) Taylor Rice, Samantha Shapiro, Nicolette McNair, Melissa Chuang; (third row) Rachel Daum, Ivana Hong, Shona Morgan, Kristina Vaculik, Carinne Gale; (top) Rebecca Wing, Jenna Frowein, Haley Spector, Amanda Spinner, Pauline Hanset, Alex Archer.

2014 Roster

Name	Ht.	Yr.	Hometown	High School	Club
Alex Archer	5-7	Jr.	Newport Beach, Calif.	Newport Harbor	Precision Gymnastics
Melissa Chuang	5-1	So.	Cupertino, Calif.	Monta Vista	Airborne Gymnastics
Rachel Daum	5-2	Fr.	Katy, Texas	National Connections Aca.	Stars Houston
Jenna Frowein	5-6	So.	Kaneohe, Hawaii	Punahou School	Hawaii Island Twisters
Carinne Gale	5-2	Fr.	Simi Valley, Calif.	Royal	Monarchs National Gym.
Pauline Hanset	5-4	Jr.	Knoxville, Tenn.	West	Premier Athletics
Ivana Hong	5-1	Jr.	Allen, Texas	Lovejoy	World Olympic Gymnastics
Sophia Lee	5-0	Fr.	Plano, Texas	Spring Creek Academy	World Olympic Gymnastics
Danielle McNair	4-11	Fr.	Trabuco Canyon, Calif.	Tesoro	Gym Max Gymnastics
Nicolette McNair	5-1	Fr.	Trabuco Canyon, Calif.	Tesoro	Gym Max Gymnastics
Shona Morgan	5-3	Sr.	Melbourne, Australia	Distance Ed. Centre	Waverley Gymnastics Centre
Taylor Rice	5-0	So.	Las Vegas, Nev.	Pine Creek	Gymcats
Samantha Shapiro	5-0	Jr.	Los Angeles, Calif.	Windward School	All-Olympia Gymnastics
Haley Spector	5-3	Fr.	Reno, Nev.	Bishop Manogue Catholic	Deltchev Gymnastics Aca.
Amanda Spinner	5-3	Sr.	Danville, Calif.	Monte Vista	Bay Aerials Gymnastics
Kristina Vaculik	5-1	RS Jr.	Whitby, Ontario, Canada	Sinclair Secondary	Gemini Gymnastics
Rebecca Wing	5-5	Jr.	Farnborough, England	Farn. Sixth Form Coll.	Heathrow Gymnastics

Coaching Staff

Head Coach: Kristen Smyth (California '93), 13th season
 Associate Head Coach: Chris Swircek (San Jose State '93), 11th season
 Assistant Coach: Tabitha Yim (Stanford '08), fourth season

Pronunciation Guide

Kristen Smyth (Smith)	Ivana Hong (EE-vah-na)
Melissa Chuang (sch-WONG)	Shona Morgan (SHOW-na)
Jenna Frowein (FROW-en)	Kristina Vaculik (vuh-COOL-ick)
Carinne Gale (Cah-Rihn)	Chris Swircek (SWAR-zek)



2013 Team Results

2013 Team Results (15-7 regular season, 19-13 overall)

Jan. 4	<i>NorCal Quad Meet</i>		1st of 4	San Jose, Calif.
	San Jose State	W	195.425-192.875	
	UC Davis	W	195.425-191.400	
	Sacramento State	W	195.425-191.100	
Jan. 12	<i>Arizona Quad Meet</i>		1st of 4	Tucson, Ariz.
	Arizona	W	196.025-195.850	
	Illinois	W	196.025-193.750	
	San Jose State	W	196.025-192.550	
Jan. 21	Georgia	L	195.400-197.000	Athens, Ga.
Jan. 26	California	W	196.450-195.775	Berkeley, Calif.
Feb. 2	UCLA	L	196.200-196.925	Stanford (B)
Feb. 15	Arizona State	W	197.275-195.250	Stanford (M)
Feb. 23	Utah	L	197.075-197.300	Salt Lake City
March 1	Tri-Meet		1st of 3	Stanford (B)
	Oregon State	W	197.200-197.175	
	California	W	197.200-195.000	
March 10	<i>Tri-meet</i>		2nd of 3	Norman, Okla.
	Oklahoma	L	196.000-197.525	
	North Carolina	W	196.000-195.300	
March 23	<i>Pacific-12 Championships</i>		4th of 8	Corvallis, Ore.
	Oregon State	L	196.625-197.850	
	UCLA	L	196.625-197.375	
	Utah	L	196.625-197.075	
	Washington	W	196.625-195.875	
	Arizona	W	196.625-195.525	
	California	W	196.625-195.075	
	Arizona State	W	196.625-193.425	
April 6	<i>NCAA Norman Regional</i>		2nd of 6	Norman, Okla.
	Oklahoma	L	196.800-197.375	
	Washington	W	196.800-195.925	
	Penn State	W	196.800-195.875	
	Southern Utah	W	196.800-194.850	
	Iowa	W	196.800-194.475	
April 19	<i>NCAA Team Semifinals</i>		6th of 6	Los Angeles
	Florida	L	194.700-197.775	
	LSU	L	194.700-197.325	
	Georgia	L	194.700-197.150	
	Minnesota	L	194.700-196.375	
	Illinois	L	194.700-195.700	

Bold indicates home meet

(B) Burnham Pavilion

(M) Maples Pavilion

Individual Season Highs

Name	Score	Meet	Date
Vault			
Ivana Hong	9.950	at NCAA Regionals	April 6
Nicole Dayton	9.950	at Utah	Feb. 23
Nicole Dayton	9.950	at NorCal Quad	Jan. 4
Uneven Bars			
Samantha Shapiro	9.950	at California	Jan. 26
Balance Beam			
Amanda Spinner	9.950	at Utah	Feb. 23
Floor Exercise			
Ashley Morgan	9.950	Pac-12 Championships	March 23
Ashley Morgan	9.950	Arizona State	Feb. 15
All-Around			
Ivana Hong	39.575	Pac-12 Championships	March 23

Team Season Highs

Event	Score	Meet	Date
Vault	49.425	at NCAA Regionals	April 6
	49.425	Oregon State, Cal	March 1
Uneven Bars	49.400	Oregon State, Cal	March 1
Balance Beam	49.475	at Utah	Feb. 23
Floor Exercise	49.500	Oregon State, Cal	March 1
Team Score	197.275	Arizona State	Feb. 15

Team Event Scores

Competition	Vault	Bars	Beam	Floor	Total
At NorCal Quad Meet	49.250	48.400	49.125	48.650	195.425
At Arizona, Illinois, SJSU	49.000	49.325	49.025	48.675	196.025
At Georgia	49.125	48.850	49.050	48.375	195.400
At California	49.275	49.300	48.775	49.100	196.450
UCLA	49.200	48.625	49.325	49.050	196.200
Arizona State	49.225	49.375	49.275	49.400	197.275
At Utah	49.325	49.050	49.475	49.225	197.075
Oregon State, California	49.425	49.400	48.875	49.500	197.200
At Oklahoma, North Carolina	49.200	49.150	48.775	48.875	196.000
Pac-12 Conference Champs.	49.050	49.250	49.150	49.175	196.625
NCAA Norman Regional	49.425	48.975	49.225	49.175	196.800
NCAA Team Semifinals	48.950	48.200	48.525	49.025	194.700

2013 Award Winners

Stanford Team Awards

Cardinal Award	Amanda Spinner
MVP	Ashley Morgan
Academic Award	Shona Morgan
Most Inspirational	Maggie Teets
Most Improved	Alex Archer
NACGC/W Scholastic All-Americans	Nicole Dayton, Shona Morgan, Lucy Meyer, Samantha Shapiro, Rebecca Wing, Jenna Frowein

All-Americans

First team	Nicole Dayton, vault
Second team	Taylor Rice, floor

Pacific-12 Conference Honors

First team	Ashley Morgan, all-around Amanda Spinner, beam Ivana Hong, beam Nicole Dayton, vault
Second team	Shona Morgan
All-Academic, first team	Amanda Spinner
All-Academic, second team	Nicole Dayton Pauline Hanset Ashley Morgan Samantha Shapiro
Honorable mention	Kristina Vaculik

NACGC/Women's Scholastic All-Americans

Shelley Alexander	2010, 2011
Hillary Anderson	1993
Kendall Beck	2004
Brittany Billmaier	2004, 2005
Jennifer Bloom.....	1990
Alyssa Brown	2012
Molly Brown	1992, 1993, 1994
Katie Clancy.....	1992, 1993, 1994
Alissa Cooper.....	2000, 2002, 2003
Nicole Dayton.....	2013
Amanda Delgado	2004, 2005
Julie Dunhill	1990, 1991
Lauren Elmore.....	2005, 2006, 2007, 2008
Kelly Fee	2006, 2007, 2008, 2009
Caroline Fluhrer	2002, 2003, 2004
Natalie Foley.....	2003, 2006
Marietta Frey	1990, 1991
Jenna Frowein.....	2013
Abby Gair	2000
Erin Geary	2004
Shelly Goldberg.....	2002, 2003, 2004
Sarah Harding	2000
Katy Herbert.....	2002
Danielle Ikoma	2010
Allyse Ishino	2007, 2009
Carly Janiga.....	2007, 2008, 2009, 2010
Katie Jennings.....	1994
Tara LaMorte	1998
Lise Leveille	2002, 2003, 2004
Julie McGraw	2000
Lucy Meyer.....	2011, 2013
Keri Monahan	1998
Shona Morgan.....	2011, 2012, 2013
Amy Neio	1998
Gretchen O'Henley.....	2008, 2009
Nicole Ourada.....	2009
Nicole Pechanec.....	2010
Jenny Peter.....	2009, 2010, 2011, 2012
Robin Phelps	2002
Alex Pintchouk	2005, 2006, 2007, 2008
Aimee Precourt.....	2005, 2006, 2007, 2008
Heather Purnell.....	2009
Blair Ryland	2009, 2010
Samantha Shapiro.....	2012, 2013
Alexandra Skoly.....	2009
Amanda Spinner	2011, 2012
Stacy Sprando	2004, 2006, 2008
Glyn Sweets	2006
Anne Thananopavarn	1998
Jenny Ward.....	1993, 1994
Tenaya West	2009, 2010
Jenny Wilson	1998, 1999, 2000
Lindsay Wing	2003, 2004
Rebecca Wing	2012, 2013
Kim Young.....	1998, 1999, 2000

Stanford's 2013 Individual First Places

Date	Opponent	Name	Event	Score
Jan. 4	at NorCal Quad	Nicole Dayton	Vault	9.950
		Ashley Morgan	Bars	9.800
		Ivana Hong	Beam	9.875
		Amanda Spinner	Beam	9.875
Jan. 12	at Arizona	Nicole Dayton	Vault	9.875
		Kristina Vaculik	Bars	9.925
Jan. 21	at Georgia	Nicole Dayton	Vault	9.925
		Amanda Spinner	Beam	9.925
		Ashley Morgan	All-Around	39.225
Jan. 26	at Cal	Ashley Morgan	Vault	9.925
		Samantha Shapiro	Bars	9.950
		Ivana Hong	Beam	9.925
		Ashley Morgan	Floor	9.925
		Ashley Morgan	All-Around	39.225
Feb. 2	vs. UCLA	Ivana Hong	Bars	9.875
Feb. 15	Arizona State	Ivana Hong	Vault	9.900
		Kristina Vaculik	Bars	9.925
		Amanda Spinner	Beam	9.925
		Ashley Morgan	Floor	9.950
		Ashley Morgan	All-Around	39.550
Feb. 23	at Utah	Nicole Dayton	Vault	9.950
		Amanda Spinner	Beam	9.950
		Ashley Morgan	All-Around	39.450
March 1	Cal, Oregon St.	Ivana Hong	Beam	9.925
March 10	at Oklahoma, UNC	Ashley Morgan	All-Around	39.325
March 23	Pac-12 Champs.	Amanda Spinner	Beam	9.925
		Ashley Morgan	Floor	9.950
April 6	NCAA Regional	Ivana Hong	Vault	9.950
		Ivana Hong	Beam	9.900
		Ashley Morgan	Floor	9.900



Ivana Hong



Shona Morgan

2013 Stanford Individual Results

ALEX ARCHER • Sophomore • Newport Beach, Calif.

Competition	Vault	Bars	Beam	Floor	AA
at NorCal Quad Meet	--	--	--	--	--
at Arizona, Illinois, SJSU	--	--	--	--	--
at Georgia	--	--	--	--	--
at California	--	9.750	--	--	--
UCLA	--	--	--	--	--
Arizona State	--	9.825	--	--	--
at Utah	--	9.825	--	--	--
California, Oregon State	--	--	--	--	--
at Okla., North Carolina	--	9.825	--	--	--
Pac-12 Championships	9.600	9.675	--	--	--
NCAA Regionals	9.775	9.750	--	--	--
NCAA Team Prelims.	--	9.875	--	--	--
Season Best	9.775	9.875	--	--	--
Career Best	9.775	9.875	--	--	--

MELISSA CHUANG • Freshman • Cupertino, Calif.

Competition	Vault	Bars	Beam	Floor	AA
at NorCal Quad Meet	9.850	--	--	9.775	--
at Arizona, Illinois, SJSU	9.775	--	--	9.750	--
at Georgia	9.825	--	--	9.825	--
at California	9.825	--	--	9.775	--
UCLA	9.750	--	--	9.700	--
Arizona State	--	--	--	--	--
at Utah	--	--	--	--	--
California, Oregon State	--	--	--	--	--
at Okla., North Carolina	--	--	--	--	--
Pac-12 Championships	--	--	--	--	--
NCAA Regionals	--	--	--	--	--
NCAA Team Prelims.	9.800	--	--	--	--
Season Best	9.850	--	--	9.825	--
Career Best	9.850	--	--	9.825	--

NICOLE DAYTON • Senior • Grand Rapids, Mich.

Competition	Vault	Bars	Beam	Floor	AA
at NorCal Quad Meet	9.950	--	--	9.625	--
at Arizona, Illinois, SJSU	9.875	9.775	--	9.700	--
at Georgia	9.925	9.200	--	--	--
at California	9.800	--	--	9.750	--
UCLA	9.825	9.275	--	--	--
Arizona State	9.875	--	--	9.000	--
at Utah	9.950	--	--	9.825	--
California, Oregon State	9.875	--	--	9.875	--
at Okla., North Carolina	9.900	--	--	9.725	--
Pac-12 Championships	9.900	--	--	9.675	--
NCAA Regionals	9.900	--	--	9.700	--
NCAA Team Prelims.	9.900	--	--	9.775	--
NCAA Individual Finals	9.8583	--	--	--	--
Season Best	9.950	9.775	--	9.875	--
Career Best	9.950	9.800	--	9.875	--

JENNA FROWEIN • Freshman • Kaneohe, Hawaii

Competition	Vault	Bars	Beam	Floor	AA
at NorCal Quad Meet	--	--	--	--	--
at Arizona, Illinois, SJSU	--	--	--	--	--
at Georgia	--	--	--	--	--
at California	--	--	--	--	--
UCLA	--	--	--	--	--
Arizona State	--	--	--	--	--
at Utah	--	--	--	--	--
California, Oregon State	--	--	--	--	--
at Okla., North Carolina	--	--	--	--	--
Pac-12 Championships	--	--	--	--	--
NCAA Regionals	--	--	--	--	--
NCAA Team Prelims.	--	--	--	--	--
Season Best	--	--	--	--	--
Career Best	--	--	--	--	--

PAULINE HANSET • Sophomore • Knoxville, Tenn.

Competition	Vault	Bars	Beam	Floor	AA
at NorCal Quad Meet	9.775	--	9.700	9.725	--
at Arizona, Illinois, SJSU	9.725	--	9.050	9.775	--
at Georgia	9.800	--	9.750	9.875	--
at California	9.825	--	--	9.775	--
UCLA	9.875	--	--	9.875	--
Arizona State	9.800	--	9.800	9.775	--
at Utah	9.875	--	--	9.750	--
California, Oregon State	9.925	--	9.800	9.900	--
at Okla., North Carolina	9.725	--	9.100	9.650	--
Pac-12 Championships	--	--	--	--	--
NCAA Regionals	--	--	--	--	--
NCAA Team Prelims.	--	--	--	--	--
Season Best	9.925	--	9.800	9.900	--
Career Best	9.925	--	9.800	9.900	--

IVANA HONG • Sophomore • Allen, Texas

Competition	Vault	Bars	Beam	Floor	AA
at NorCal Quad Meet	9.900	9.525	9.875	--	--
at Arizona, Illinois, SJSU	9.825	9.900	9.850	--	--
at Georgia	--	--	--	--	--
at California	--	--	9.925	--	--
UCLA	9.900	9.875	9.900	9.875	39.550
Arizona State	9.900	9.850	9.325	--	--
at Utah	9.825	9.725	9.900	--	--
California, Oregon State	9.875	9.700	9.925	--	--
at Okla., North Carolina	9.825	9.875	9.875	--	--
Pac-12 Championships	9.925	9.925	9.850	9.875	39.575
NCAA Regionals	9.950	9.750	9.900	9.475	39.075
NCAA Team Prelims.	9.675	--	--	9.700	--
Season Best	9.950	9.925	9.925	9.875	39.575
Career Best	9.975	9.925	9.925	9.875	39.575

LUCY MEYER • Junior • St. Paul, Minn.

Competition	Vault	Bars	Beam	Floor	AA
at NorCal Quad Meet	--	--	--	--	--
at Arizona, Illinois, SJSU	--	--	--	--	--
at Georgia	--	--	--	--	--
at California	--	--	--	--	--
UCLA	--	--	--	--	--
Arizona State	--	--	--	--	--
at Utah	--	--	--	--	--
California, Oregon State	--	--	--	--	--
at Okla., North Carolina	--	--	--	--	--
Pac-12 Championships	--	--	--	--	--
NCAA Regionals	--	--	--	--	--
NCAA Team Prelims.	--	--	--	--	--
Season Best	--	--	--	--	--
Career Best	9.825	--	--	--	--

ASHLEY MORGAN • Senior • Danville, Calif.

Competition	Vault	Bars	Beam	Floor	AA
at NorCal Quad Meet	9.775	9.800	9.775	--	--
at Arizona, Illinois, SJSU	9.750	9.850	9.725	9.800	39.125
at Georgia	9.725	9.850	9.800	9.850	39.225
at California	9.925	9.850	9.525	9.925	39.225
UCLA	9.825	9.825	9.900	9.875	39.425
Arizona State	9.825	9.875	9.900	9.950	39.550
at Utah	9.875	9.875	9.850	9.850	39.450
California, Oregon State	9.850	9.925	9.350	9.925	39.050
at Okla., North Carolina	9.850	9.850	9.725	9.900	39.325
Pac-12 Championships	9.650	9.900	9.700	9.950	39.200
NCAA Regionals	9.850	9.800	9.800	9.900	39.350
NCAA Team Prelims.	9.675	9.800	9.775	9.825	38.175
Season Best	9.925	9.925	9.900	9.950	39.550
Career Best	9.925	9.925	9.900	9.950	39.550

SHONA MORGAN • Junior • Melbourne, Australia

Competition	Vault	Bars	Beam	Floor	AA
at NorCal Quad Meet	--	9.775	9.825	9.775	--
at Arizona, Illinois, SJSU	--	9.825	9.875	--	--
at Georgia	--	9.750	9.675	9.000	--
at California	--	9.850	9.800	9.875	--
UCLA	--	9.800	9.825	9.725	--
Arizona State	--	9.800	9.825	9.925	--
at Utah	--	9.800	9.875	9.900	--
California, Oregon State	--	9.850	9.900	9.925	--
at Okla., North Carolina	--	9.800	9.775	9.800	--
Pac-12 Championships	--	9.825	9.825	9.850	--
NCAA Regionals	--	9.800	9.875	9.825	--
NCAA Team Prelims.	--	8.925	9.850	9.750	--
Season Best	--	9.850	9.900	9.925	--
Career Best	--	9.875	9.925	9.925	--

TAYLOR RICE • Freshman • Las Vegas, Nev.

Competition	Vault	Bars	Beam	Floor	AA
at NorCal Quad Meet	--	--	--	--	--
at Arizona, Illinois, SJSU	9.775	--	--	9.650	--
at Georgia	9.775	--	9.775	9.025	--
at California	9.900	--	9.275	--	--
UCLA	9.775	--	9.725	8.950	--
Arizona State	9.725	--	--	9.875	--
at Utah	9.800	--	9.825	9.850	--
California, Oregon State	9.775	--	--	9.875	--
at Okla., North Carolina	9.825	--	--	9.800	--
Pac-12 Championships	9.850	--	9.200	9.825	--
NCAA Regionals	9.900	--	9.250	9.875	--
NCAA Team Prelims.	9.800	--	9.850	9.875	--
Season Best	9.900	--	9.850	9.875	--
Career Best	9.900	--	9.850	9.875	--

SAMANTHA SHAPIRO • Sophomore • Los Angeles

Competition	Vault	Bars	Beam	Floor	AA
at NorCal Quad Meet	--	9.525	--	--	--
at Arizona, Illinois, SJSU	--	9.825	--	--	--
at Georgia	--	9.850	--	9.800	--
at California	--	9.950	--	9.025	--
UCLA	--	9.175	--	--	--
Arizona State	--	9.900	--	9.875	--
at Utah	--	9.275	--	--	--
California, Oregon State	--	9.825	--	--	--
at Okla., North Carolina	--	--	--	--	--
Pac-12 Championships	--	9.925	--	9.125	--
NCAA Regionals	--	9.775	--	9.875	--
NCAA Team Prelims.	--	9.850	--	9.800	--
Season Best	--	9.950	--	9.875	--
Career Best	--	9.950	--	9.875	--

AMANDA SPINNER • Junior • Danville, Calif.

Competition	Vault	Bars	Beam	Floor	AA
at NorCal Quad Meet	--	--	9.875	--	--
at Arizona, Illinois, SJSU	--	--	9.750	--	--
at Georgia	--	9.725	9.925	--	--
at California	--	9.750	9.825	--	--
UCLA	--	--	9.875	--	--
Arizona State	--	--	9.925	--	--
at Utah	--	--	9.950	--	--
California, Oregon State	--	--	9.900	--	--
at Okla., North Carolina	--	--	9.800	--	--
Pac-12 Championships	--	--	9.925	--	--
NCAA Regionals	--	--	9.825	--	--
NCAA Team Prelims.	--	--	9.825	--	--
Season Best	--	9.750	9.950	--	--
Career Best	--	9.750	9.950	--	--



2014 STANFORD WOMEN'S GYMNASTICS

MAGGIE TEETS • Freshman • Colorado Springs, Colo.

Competition	Vault	Bars	Beam	Floor	AA
at NorCal Quad Meet	--	9.100	--	8.950	--
at Arizona, Illinois, SJSU	--	--	--	--	--
at Georgia	--	--	--	--	--
at California	--	--	--	--	--
UCLA	--	--	--	--	--
Arizona State	--	--	--	--	--
at Utah	--	--	--	--	--
California, Oregon State	--	--	--	--	--
at Okla., North Carolina	--	--	--	--	--
Pac-12 Championships	--	--	--	--	--
NCAA Regionals	--	--	--	--	--
NCAA Team Prelims.	--	--	--	--	--
Season Best	--	9.100	--	8.950	--
Career Best	--	9.100	--	8.950	--

KRISTINA VACULIK • Sophomore • Whitby, Ontario, Canada

Competition	Vault	Bars	Beam	Floor	AA
at NorCal Quad Meet	--	9.775	9.775	9.750	--
at Arizona, Illinois, SJSU	--	9.925	9.825	8.800	--
at Georgia	9.800	9.675	9.800	--	--
at California	9.700	9.900	9.700	--	--
UCLA	--	9.850	9.825	--	--
Arizona State	9.825	9.925	9.825	--	--
at Utah	9.775	9.825	9.900	9.800	39.300
California, Oregon State	9.900	9.900	9.325	9.275	38.400
at Okla., North Carolina	9.800	9.800	9.600	9.600	38.800
Pac-12 Championships	9.725	9.300	9.850	--	--
NCAA Regionals	9.825	9.850	9.825	--	--
NCAA Team Prelims.	9.775	9.850	9.225	--	--
Season Best	9.900	9.925	9.900	9.800	39.300
Career Best	9.900	9.925	9.900	9.825	39.300

REBECCA WING • Sophomore • Farnborough, England

Competition	Vault	Bars	Beam	Floor	AA
at NorCal Quad Meet	--	--	--	--	--
at Arizona, Illinois, SJSU	--	--	--	--	--
at Georgia	--	--	--	--	--
at California	--	--	--	--	--
UCLA	--	--	--	--	--
Arizona State	--	--	--	--	--
at Utah	--	--	--	--	--
California, Oregon State	--	9.900	--	--	--
at Okla., North Carolina	--	9.150	--	--	--
Pac-12 Championships	--	--	--	--	--
NCAA Regionals	--	--	--	--	--
NCAA Team Prelims.	--	9.700	--	--	--
Season Best	--	9.900	--	--	--
Career Best	--	9.900	9.900	9.775	--

Stanford's Individual Conference Champions

Year	Name	Event	Score	Conf.
2013	Amanda Spinner	Beam	9.925	Pac-12
	Ashley Morgan	Floor	9.950	
2012	Ivana Hong	Vault	9.950	Pac-12
	Ashley Morgan	Floor	9.950	
2011	Ashley Morgan	Floor	9.900	Pac-10
2010	Carly Janiga	Floor	9.925	Pac-10
2009	Carly Janiga	All-around	39.575	Pac-10
		Bars	9.90	
		Beam	9.95	
	Nicole Ourada	Bars	9.90	
		Floor	9.90	
2008	Tabitha Yim	All-around	39.550	Pac-10
	Carly Janiga	Beam	9.95	
	Liz Tricase	Bars	9.95	
2007	Liz Tricase	Bars	9.95	Pac-10
2006	Tabitha Yim	All-around	39.650	Pac-10
		Beam	9.975	
		Bars	9.925	
2004	Natalie Foley	All-around	39.800	Pac-10
		Vault	10.00	
		Bars	9.95	
	Carolyn Fluhrer	Beam	9.95	
	Lindsay Wing	Beam	9.95	
2003	Lindsay Wing	Beam	9.975	Pac-10
2002	Lise Leveille	Beam	9.90	Pac-10
	Lindsay Wing	Beam	9.90	
2001	Lindsay Wing	Beam	9.975	Pac-10
1984	Nanci Goldsmith	Beam	9.55	WCAA
1982	Merilyn Chapman	All-around	36.85	NorCal
		Bars		
		Beam		
		Floor		
		Vault		
1981	Linda Bledsoe	All-around	36.85	NorCal
	Merilyn Chapman	Bars	9.35	
		Beam	9.25	
		Floor	9.35	
1980	Karen Hall	All-around	35.85	NorCal
		Bars	9.05	
		Beam	9.00	
		Floor	9.10	
1979	Karen Hall	All-around	34.95	NorCal
	Anne Smith	Vault	9.15	
		Beam	8.50	

Stanford at Conference Championships

Year	Site	Score	Place	Conf.
2013	Corvallis, Ore.	196.625	4th	Pac-12
2012	Salt Lake City	196.825	4th	Pac-12
2011	Los Angeles	195.975	4th	Pac-10
2010	Tucson, Ariz.	196.550	2nd	Pac-10
2009	Stanford, Calif.	196.525	3rd	Pac-10
2008	Seattle, Wash.	197.000	1st	Pac-10
2007	Tempe, Ariz.	196.950	2nd	Pac-10
2006	Corvallis, Ore.	197.100	1st	Pac-10
2005	Berkeley, Calif.	194.600	4th	Pac-10
2004	Tucson, Ariz.	197.900	1st	Pac-10
2003	Los Angeles	197.700	2nd	Pac-10
2002	Stanford, Calif.	196.150	3rd	Pac-10
2001	Seattle, Wash.	197.850	1st	Pac-10
2000	Tempe, Ariz.	193.850	6th	Pac-10
1999	Corvallis, Ore.	195.150	4th	Pac-10
1998	Los Angeles, Calif.	195.275	1st	Pac-10
1997	Tucson, Ariz.	196.325	2nd	Pac-10
1996	Corvallis, Ore.	193.000	6th	Pac-10
1995	Tempe, Ariz.	191.825	5th	Pac-10
1994	Seattle, Wash.	191.550	4th	Pac-10
1993	Stanford, Calif.	189.000	7th	Pac-10
1992	Tucson, Ariz.	191.20	5th	Pac-10
1991	Los Angeles	187.75	5th	Pac-10
1990	Berkeley, Calif.	183.45	7th	Pac-10
1989	Corvallis, Ore.	186.55	6th	Pac-10
1988	Tempe, Ariz.	182.55	6th	Pac-10
1987	Pullman, Wash.	181.75	6th	Pac-10
1986	Stanford, Calif.	181.25	4th	Pac West
1985	Fullerton, Calif.	180.75	4th	WCAA
1984	Long Beach, Calif.	180.50	6th	WCAA
1983	San Diego, Calif.	174.65	5th	WCAA
1982	Berkeley, Calif.	N/A	1st	NorCal
1981	Fresno, Calif.	139.20	1st	NorCal
1980	San Jose, Calif.	134.80	1st	NorCal
1979	Berkeley, Calif.	127.25	2nd	NorCal
1978	San Jose, Calif.	104.55	2nd	NorCal



Karen Hall won the 1979 and 1980 NorCal all-around titles.



Stanford's All-Americans

- Kendall Beck**
2002: V (1st)
2008: BB (1st); AA (2nd)
- Alyssa Brown**
2012: V (2nd)
2007: BB (1st); AA, V (2nd)
- Merilyn Chapman**
1982: BB (1st)
2013: FX (2nd)
- Nicole Dayton**
2013: V (1st)
- Jene Elzie**
1992: AA (2nd)
- Jennifer Exaltacion**
2000: AA, BB (2nd)
- Kelly Fee**
2007: BB (1st)
- Caroline Fluhrer**
2004: UB, FX (1st)
2003: UB (2nd)
- Natalie Foley**
2006: V, UB (2nd)
2004: AA, V, UB, FX (1st); BB (2nd)
2003: AA (1st); V, UB (2nd)
- Larissa Fontaine**
1999: V (1st)
1998: V (1st)
1997: V, UB, FX (2nd)
- Sarah Harding**
1999: FX (1st)
- Katy Herbert**
2000: BB (1st)
- Ivana Hong**
2012: BB (1st); V (2nd)
- Carly Janiga**
2010: UB (1st); BB (1st); AA (1st)
2009: UB (1st); AA (2nd)
2008: FX (2nd)
2007: AA, V, FX (1st)
- Kristin Jensen**
1999: UB (2nd)
- Lise Leveille**
2004: AA (1st); V, UB, BB, FX (2nd)
2002: BB (1st); FX (2nd)
2001: FX (1st)
- Ashley Morgan**
2012: FX (2nd)
- Shona Morgan**
2012: UB (2nd)
- Nicole Pechanec**
2012: AA (2nd); FX (2nd)
- Amy Murakami**
1999: UB, FX (2nd)
1996: AA (1st); BB, FX (2nd)
- Nicole Ourada**
2009: UB (1st); FX (2nd)
- Taylor Rice**
2013: FX (2nd)
- Blair Ryland**
2010: V (1st)
2007: V (2nd)
- Samantha Shapiro**
2012: UB (1st)
- Amanda Spinner**
2012: BB (1st)
- Glyn Sweets**
2003: V, BB (2nd)
- Liz Tricase**
2008: UB (1st)
2007: V (1st)
- Lindsay Wing**
2004: BB (1st); AA, UB (2nd)
2003: BB (1st); UB (2nd)
2002: BB (1st)
2001: AA, BB (1st); FX (2nd)
- Tabitha Yim**
2008: AA, UB, BB (1st)
2007: AA, BB, FX (1st); UB (2nd)
2006: AA, UB, FX (1st)
2005: AA, UB, BB, FX (1st)




Kendall Beck



Alyssa Brown



Merilyn Chapman




Nicole Dayton



Jene Elzie



Jennifer Exaltacion



Kelly Fee



Caroline Fluhrer



Natalie Foley



Larissa Fontaine




Sarah Harding



Katy Herbert



Ivana Hong



Carly Janiga



Kristin Jensen



Lise Leveille



Ashley Morgan



Shona Morgan



Amy Murakami



Nicole Ourada



Nicole Pechanec



Taylor Rice



Blair Ryland



Samantha Shapiro



Amanda Spinner



Glyn Sweets



Liz Tricase



Lindsay Wing



Tabitha Yim



Stanford at Regional Championships

Year	Site	Score	Place
2013	Norman (Norman, Okla.)	196.800	2nd of 6
2012	Champaign (Champaign, Ill.)	196.675	2nd of 6
2011	Ann Arbor (Ann Arbor, Mich.)	195.225	4th of 6
2010	Southeast (Morgantown, W.Va.)	196.775	1st of 6
2009	South Central (Fayetteville, Ark.)	196.200	2nd of 6
2008	Central (Baton Rouge, La.)	197.525	2nd of 6
2007	South Central (Stanford)	196.600	1st of 6
2006	West (Stanford)	195.275	3rd of 6
2005	West (Seattle, Wash.)	194.750	4th of 6
2004	North Central (Denver, Colo.)	196.575	1st of 6
2003	North Central (Salt Lake City, Utah)	196.625	2nd of 6
2002	North Central (Denver, Colo.)	196.125	1st of 6
2001	Northeast (Ann Arbor, Mich.)	196.725	2nd of 6
2000	Region I (Corvallis, Ore.)	195.975	3rd of 6
1999	Region IV (Baton Rouge, La.)	194.675	1st of 6
1998	West (Seattle, Wash.)	194.625	3rd of 7
1997	West (Boise, Idaho)	193.950	5th of 11
1996	West (Los Angeles)	194.700	3rd of 7
1995	West (Corvallis, Ore.)	192.575	3rd of 7
1994	West (Boise, Idaho)	188.775	7th of 11
1993	West (Corvallis, Ore.)	191.875	3rd of 7
1992	West (Berkeley, Calif.)	191.250	4th of 7
1991	West (Corvallis, Ore.)	187.750	6th of 7
1990	West (Los Angeles)	185.900	6th of 7
1989	Western (Fullerton, Calif.)	185.60	6th of 7
1988	West (Corvallis, Ore.)	182.95	5th of 7
1987	West (Seattle, Wash.)	183.80	4th of 7
1986	West (Corvallis, Ore.)	181.50	5th of 6
1985	West (Corvallis, Ore.)	177.15	5th of 6
1984	West (Fullerton, Calif.)	176.80	6th of 6
1983	did not qualify	--	--
1982	West (Tucson, Ariz.)	142.55	5th
1981	WIAIW Region 8 (Fullerton, Calif.)	138.10	6th
1980	WIAIW Region 8 (San Diego, Calif.)	135.40	6th of 8
1979	did not qualify	--	--
1978	did not qualify	--	--

Stanford's Individual Regional Champions

Year	Name	Event	Score	Regional
2013	Ivana Hong	Vault	9.950	Norman
		Beam	9.900	
2012	Ashley Morgan	Floor	9.900	
	Alyssa Brown	Vault	9.900	Champaign
	Nicole Pechanec	Bars	9.925	
	Amanda Spinner	Beam	9.900	
2010	Shelley Alexander	Vault	9.950	Southeast
		Beam	9.900	
2009	Carly Janiga	All-around	39.425	South Central
	Allyse Ishino	Bars	9.90	
	Nicole Ourada	Vault	9.875	
2008	Kelly Fee	Beam	9.95	Central
	Liz Tricase	Bars	9.95	
	Tabitha Yim	Beam	9.95	
2007	Tabitha Yim	All-around	39.475	South Central
		Bars	9.90	
	Liz Tricase	Vault	9.90	
2006	Tabitha Yim	All-around	39.525	West
		Bars	9.95	
		Beam	9.90	
2004	Lise Leveille	All-around	39.425	North Central
	Lindsay Wing	Bars	9.90	
		Beam	9.925	
	Natalie Foley	Vault	9.90	
	Jessica Louie	Vault	9.90	
2003	Natalie Foley	Vault	9.90	North Central
2002	Lindsay Wing	All-around	39.500	North Central
		Beam	9.90	
	Caroline Fluhrer	Bars	9.925	
	Lise Leveille	Beam	9.90	
2001	Lindsay Wing	All-around	39.525	Northeast
		Beam	9.95	
	Lise Leveille	Floor	9.95	
	Robin Phelps	Vault	9.925	
2000	Katy Herbert	Beam	9.925	Region I
1999	Katy Herbert	Beam	9.875	Region IV

1998	Larissa Fontaine	Vault	9.95	West
1996	Amy Murakami	All-around	39.375	West
1993	Hillary Anderson	Bars	9.90	West
	Jene Elzie	Bars	9.90	
1985	Beth Pope	Vault	9.60	West
1979	Karen Hall	Floor	9.10	WIAIW Region 8

Stanford at NCAA Championships

Year	Site	Round	Score	Place (finish)
2013	Los Angeles	Prelims (1)	194.700	6th of 6 (12th)
2012	Duluth, Ga.	Super Six	197.500	4th of 6 (4th)
		Prelims (1)	197.125	3rd of 6
2010	Gainesville, Fla.	Super Six	197.100	4th of 6 (4th)
		Prelims (2)	196.300	3rd of 6
2009	Lincoln, Neb.	Prelims (1)	196.225	4th of 6 (8th)
2008	Athens, Ga.	Super Six	196.750	3rd of 6 (3rd)
		Prelims (2)	196.900	3rd of 6
2007	Salt Lake City	Super Six	196.825	5th of 6 (5th)
		Prelims (2)	197.200	2nd of 6
2004	Los Angeles	Super Six	197.125	3rd of 6 (3rd)
		Prelims (1)	196.850	1st of 6
2003	Lincoln, Neb.	Prelims (2)	196.200	5th of 6 (8th)
2002	Tuscaloosa, Ala.	Super Six	196.025	6th of 6 (6th)
		Prelims (2)	196.050	3rd of 6
2001	Athens, Ga.	Prelims (2)	195.400	4th of 6 (8th)
1999	Salt Lake City	Prelims (1)	194.000	5th of 6 (10th)
1996	Tuscaloosa, Ala.	Prelims	194.025	6th of 6 (9th)
1992	Minneapolis	Finals	189.100	10th of 12 (10th)

Top 10 Finishes by Event

Event	Name	Place	Score	Year	
All-Around	Carly Janiga	3rd	39.525	2010	
	Carly Janiga	4th	39.500	2007	
	Tabitha Yim	7th	39.500	2008	
	Tabitha Yim	7th	39.450	2007	
	Natalie Foley	7th	39.375	2003	
	Tabitha Yim	8th	39.375	2006	
	Natalie Foley	8th	39.525	2004	
	Lindsay Wing	8th	39.275	2001	
	Merilyn Chapman	8th	36.25	1982	
	Merilyn Chapman	9th	NA	1981	
Vault	Tabitha Yim	10th	39.450	2005	
	Larissa Fontaine	1st	9.8625	1998	
	Natalie Foley	3rd	9.894	2004	
	Larissa Fontaine	3rd	9.8125	1999	
	Kendall Beck	7th	9.763	2002	
	Karen Hall	9th	9.10	1979	
	Blair Ryland	9th	9.7625	2010	
	Uneven Bars	Carly Janiga	1st	9.9375	2010
		Carly Janiga	2nd	9.9125	2009
		Samantha Shapiro	2nd	9.900	2012
Tabitha Yim		6th	9.875	2005	
Liz Tricase		7th	9.8625	2008	
Karen Hall		8th	8.40	1979	
Tabitha Yim		9th	9.325	2006	
Caroline Fluhrer		9th	9.825	2004	
Nicole Ourada		10th	9.8125	2009	
Natalie Foley		10th	9.90	2004	
Balance Beam	Lindsay Wing	2nd	9.925	2001	
	Carly Janiga	2nd	9.8875	2010	
	Nicole Ourada	3rd	9.85	2007	
	Lindsay Wing	3rd	9.338	2003	
	Katy Herbert	3rd	9.863	2000	
	Ivana Hong	4th	9.875	2012	
	Amanda Spinner	4th	9.875	2012	
	Tabitha Yim	5th	9.875	2008	
	Merilyn Chapman	5th	9.30	1982	
	Lindsay Wing	6th	9.85	2004	
Floor Exercise	Lise Leveille	6th	9.838	2002	
	Tabitha Yim	7th	9.8375	2007	
	Tabitha Yim	7th	9.8375	2005	
	Nicole Ourada	10th	9.80	2008	
	Tabitha Yim	3rd	9.9125	2006	
	Tabitha Yim	3rd	9.925	2005	
	Caroline Fluhrer	5th	9.888	2004	
	Carly Janiga	8th	9.8875	2007	
	Natalie Foley	9th	9.85	2004	
	Sarah Harding	9th	9.75	1999	



Individual Records

Score	Name	Date
All-Around		
39.825	Larissa Fontaine	2/21/00
	Natalie Foley	2/20/04
	Lindsay Wing	2/20/04
Vault		
10.000	Kendall Beck	3/7/03
	Natalie Foley	3/20/04
Uneven Bars		
10.000	Amy Murakami	3/26/99
	Liz Tricase	1/19/07
Balance Beam		
10.000	Lindsay Wing	3/22/03
	Lise Leveille	2/20/04
Floor Exercise		
10.000	Tracey Kohl	3/12/99
	Amy Murakami	3/26/99
	Sarah Harding	3/26/99
	Larissa Fontaine	2/21/00
	Caroline Fluhrer	2/20/04
	Lise Leveille	2/20/04
	Lindsay Wing	2/20/04

Team Records

Score	Opponent	Date
Overall		
198.875	California	2/20/04
197.900	Pac-10 Champs	3/20/04
197.850	Pac-10 Champs	3/24/01
Vault		
49.600	California	2/20/04
49.550	NCAA Super Six	4/21/12
Uneven Bars		
49.725	California	3/26/99
49.600	Oklahoma	3/22/03
Balance Beam		
49.750	California	2/20/04
49.650	Pac-10 Champs	3/20/04
Floor Exercise		
49.925	California	2/20/04
49.775	California	3/26/99

All-Americans by Year

- 2013: Nicole Dayton (vault, 1st)
Taylor Rice (floor, 2nd)
- 2012: Alyssa Brown (vault, 2nd)
Ivana Hong (beam, 1st; vault, 2nd)
Ashley Morgan (floor, 2nd)
Shona Morgan (bars, 2nd)
Nicole Pechanec (all-around, 2nd; floor, 2nd)
Samantha Shapiro (bars, 1st)
Amanda Spinner (beam, 1st)
- 2010: Carly Janiga (all-around, 1st; bars, 1st; beam, 1st)
Blair Ryland (vault, 1st)
- 2009: Carly Janiga (beam, 1st; all-around, 2nd)
Nicole Ourada (bars, 1st; floor, 2nd)
- 2008: Carly Janiga (floor, 2nd)
Nicole Ourada (beam, 1st; all-around, 2nd)
Liz Tricase (bars, 1st)
Tabitha Yim (all-around, 1st; bars, 1st; beam, 1st)
- 2007: Kelly Fee (beam, 1st)
Carly Janiga (all-around, 1st; vault, 1st, floor, 1st)
Nicole Ourada (beam, 1st; all-around, 2nd; vault, 2nd)
Blair Ryland (vault, 2nd)
Liz Tricase (vault, 1st)
Tabitha Yim (all-around, 1st; beam, 1st; floor, 1st; bars, 2nd)
- 2006: Natalie Foley (vault, 2nd; bars, 2nd)
Tabitha Yim (all-around, 1st; bars, 1st; floor, 1st)
- 2005: Tabitha Yim (all-around, 1st; bars, 1st; beam, 1st; floor, 1st)
- 2004: Caroline Fluhrer (bars, 1st; floor, 1st)
Natalie Foley (all-around, 1st; vault, 1st; bars, 1st; floor, 1st; beam, 2nd)
Lise Leveille (all-around, 1st; vault, 2nd; bars, 2nd; beam, 2nd; floor, 2nd)
Lindsay Wing (beam, 1st; all-around, 2nd; bars, 2nd)
- 2003: Caroline Fluhrer (bars, 2nd)
Natalie Foley (all-around, 1st; vault, 2nd; bars, 2nd)
Glyn Sweets (vault, 2nd; beam, 2nd)
Lindsay Wing (beam, 1st; bars, 2nd)
- 2002: Kendall Beck (vault, 1st)
Lise Leveille (bars, 1st; floor, 2nd)
Lindsay Wing (beam, 1st)
- 2001: Lise Leveille (floor, 1st)
Lindsay Wing (all-around, 1st; beam, 1st; floor, 2nd)
- 2000: Jennifer Exaltacion (all-around, 2nd; beam, 2nd)
Katy Herbert (beam, 1st)
- 1999: Larissa Fontaine (vault, 1st)
Sarah Harding (floor, 1st)
Kathy Jensen (bars, 2nd)
Amy Murakami (bars, 2nd; floor, 2nd)
- 1998: Larissa Fontaine (vault, 1st)
- 1997: Larissa Fontaine (vault, 2nd; bars, 2nd; floor, 2nd)
- 1996: Amy Murakami (all-around, 1st; beam, 2nd; floor, 2nd)
- 1992: Jene Elzie (all-around, 2nd)
- 1982: Merilyn Chapman (beam, 1st)

Year by Year Records

Year	Coach	Regular Season			Overall			Conf.	Finishes Regional	Nat'l
		W	L	T	W	L	T			
2013	Kristen Smyth	15	7	0	19	13	0	4th	2nd	12th
2012	Kristen Smyth	14	6	0	23	12	0	4th	2nd	4th
2011	Kristen Smyth	20	4	0	21	7	1	4th	4th	--
2010	Kristen Smyth	19	3	0	29	8	0	2nd	1st	4th
2009	Kristen Smyth	17	4	0	23	8	0	3rd	2nd	8th
2008	Kristen Smyth	20	4	0	30	9	0	1st	2nd	3rd
2007	Kristen Smyth	15	3	0	25	8	0	2nd	1st	5th
2006	Kristen Smyth	18	3	0	21	5	0	1st	3rd	--
2005	Kristen Smyth	8	10	0	10	13	0	4th	4th	--
2004	Kristen Smyth	14	3	0	25	5	2	1st	1st	3rd
2003	Kristen Smyth	16	3	1	21	8	1	2nd	2nd	8th
2002	Kristen Smyth	13	5	0	21	12	1	3rd	1st	6th
2001	Mark Cook	18	3	0	24	7	0	1st	2nd	8th
2000	Mark Cook	10	8	0	13	10	0	6th	3rd	--
1999	Mark Cook	9	6	1	15	10	1	4th	1st	10th
1998	Mark Cook	14	4	0	18	6	0	1st	3rd	--
1997	Lisa Izzi	11	8	0	17	12	0	2nd	5th	--
1996	Lisa Izzi	3	12	0	7	19	0	6th	3rd	9th
1995	Breck Greenwood	14	10	0	18	12	0	5th	3rd	--
1994	Breck Greenwood	10	11	0	14	17	0	4th	7th	--
1993	Breck Greenwood	5	12	0	9	14	0	7th	3rd	--
1992	Breck Greenwood	8	11	0	13	23	0	5th	4th	10th
1991	Breck Greenwood	14	12	0	15	17	0	5th	6th	--
1990	Breck Greenwood	11	22	0	12	27	0	7th	6th	--
1989	Homer Sardina	9	18	0	10	23	0	6th	6th	--
1988	Homer Sardina	1	6	0*	3	10	0*	6th	5th	--
1987	Homer Sardina	11	15	0	14	18	0	6th	4th	--
1986	Homer Sardina	10	15	0	11	16	0	4th	5th	--
1985	Homer Sardina	20	9	0	21	13	0	4th	5th	--
1984	Homer Sardina	18	11	0	18	16	0	6th	6th	--
1983	Homer Sardina	1	6	0*	1	6	0*	5th	--	--
1982	Jackie Walker	3	1	0*	3	5	0*	1st	5th	--
1981	Jackie Walker	3	1	0*	3	6	0*	1st	6th	--
1980	Jackie Walker	13	5	0	15	10	0	1st	6th	--
1979	Jackie Walker	7	6	0	7	6	0	2nd	--	--
1978	Jackie Walker	5	6	0	5	6	0	2nd	--	--

NOTE: Regular season includes conference championship meets

* incomplete



Year-By-Year Results (Since 1997)

1997				
Coach: Lisa Izzi				
Records: 11-8, 17-12				
Jan. 10	Georgia	L	191.400-195.025	Stanford (B)
Jan. 17	UCLA	L	193.225-195.625	Stanford (B)
Jan. 24	Washington	L	193.900-195.000	Seattle
Jan. 31	Arizona quad meet		3rd of 4	Tucson, Ariz.
	Arizona	L	192.850-195.300	
	Oregon State	L	192.850-193.825	
	George Washington	W	192.850-187.875	
Feb. 7	Stanford tri meet		2nd of 3	Stanford (B)
	Arizona State	L	195.325-195.750	
	UC Santa Barbara	W	195.325-189.875	
Feb. 14	California	W	194.150-192.850	Berkeley, Calif.
Feb. 22	UC Santa Barbara	W	193.150-190.100	Santa Barbara, Calif.
Feb. 28	Chili's Red Hot Invitational		1st of 3	Stanford (B)
	Oregon State	W	195.400-191.975	
	Denver	W	195.400-190.550	
March 7	Utah	L	196.800-197.925	Salt Lake City
March 22	Pacific-10 Championships		2nd of 7	Tucson, Ariz.
	UCLA	L	196.325-196.550	
	Washington	W	196.325-196.025	
	Oregon State	W	196.325-195.000	
	Arizona	W	196.325-194.950	
	Arizona State	W	196.325-194.925	
	California	W	196.325-194.325	
April 5	NCAA West Regional		5th of 11	Boise, Idaho
	UCLA	L	193.950-196.300	
	Washington	L	193.950-195.725	
	Oregon State	L	193.950-195.075	
	Boise State	L	193.950-194.750	
	California	W	193.950-193.050	
	Cal State Fullerton	W	193.950-190.925	
	San Jose State	W	193.950-114.175	
	UC Santa Barbara	W	193.950-75.275	
	Alaska-Anchorage	W	193.950-38.525	
	Sacramento State	W	193.950-37.600	

1998				
Coach: Mark Cook				
Records: 14-4, 18-6				
Jan. 16	Washington	L	190.700-191.525	Stanford (B)
Jan. 23	Arizona State	L	192.775-194.275	Tempe, Ariz.
Jan. 30	Arizona	W	192.850-192.025	Stanford (B)
Feb. 7	UCLA Invitational		2nd of 4	Los Angeles
	UCLA	L	194.300-195.400	
	Michigan	W	194.300-192.600	
	Cornell	W	194.300-178.125	
Feb. 13	Denver Meet of Champions		1st of 3	Denver
	Denver	W	193.075-191.250	
	Air Force	W	194.300-183.850	
Feb. 20	California	W	193.450-190.675	Stanford (B)
Feb. 27	Oregon State	L	193.525-194.875	Corvallis, Ore.
March 6	Chili's Red Hot Invitational		1st of 2	Stanford (B)
	Utah	W	195.550-194.275	
March 14	San Jose State	W	195.125-186.900	San Jose, Calif.
March 21	Pacific-10 Championships		1st of 7	Los Angeles
	Oregon State	W	195.275-194.950	
	Arizona State	W	195.275-194.900	
	UCLA	W	195.275-194.700	
	Washington	W	195.275-193.700	
	Arizona	W	195.275-192.800	
	California	W	195.275-189.200	

April 4	NCAA West Regional		3rd of 7	Seattle
	Washington	L	194.625-196.150	
	UCLA	L	194.625-195.100	
	Boise State	W	194.625-193.925	
	Oregon State	W	194.625-193.250	
	California	W	194.625-190.600	
	UC Davis	W	194.625-187.875	
1999				
Coach: Mark Cook				
Records: 9-6-1, 15-10-1				
Jan. 10	UC Davis	W	192.450-183.975	Davis, Calif.
Jan. 15	Utah	L	196.050-192.575	Salt Lake City
Jan. 22	California	W	193.775-188.350	Berkeley, Calif.
Jan. 29	Oregon State	W	195.350-193.375	Stanford (B)
Feb. 5	Chili's Red Hot Invitational		1st of 3	Stanford (M)
	UCLA	W	194.050-193.900	
	Penn State	W	194.050-191.650	
Feb. 12	Washington	L	192.950-192.975	Seattle
Feb. 19	Arizona State	W	195.775-194.250	Stanford (B)
Feb. 26	Arizona	L	193.425-194.050	Tucson, Ariz.
March 12	Massachusetts	W	197.275-193.150	Stanford (B)
March 20	Pacific-10 Championships		4th of 7	Corvallis, Ore.
	UCLA	L	195.150-197.775	
	Oregon State	L	195.150-197.400	
	Arizona State	L	195.150-196.025	
	Arizona	T	195.150-195.150	
	Washington	W	195.150-194.425	
	California	W	195.150-192.475	
March 26	California	W	197.200-192.200	Stanford (B)
April 11	NCAA Region IV		1st of 6	Baton Rouge, La.
	LSU	W	194.675-194.600	
	Central Michigan	W	194.675-193.550	
	Ball State	W	194.675-193.375	
	Auburn	W	194.675-193.300	
	Kentucky	W	194.675-191.825	
April 22	NCAA Team Preliminaries		5th of 6	Salt Lake City
	UCLA	L	194.000-196.400	
	Alabama	L	194.000-194.950	
	Arizona State	L	194.000-194.525	
	LSU	L	194.000-194.475	
	West Virginia	L	194.000-190.950	

2000				
Coach: Mark Cook				
Records: 10-8, 13-10				
Jan. 14	Arizona State quad meet		2nd of 4	Tempe, Ariz.
	Arizona State	L	193.275-194.700	
	Ohio State	W	193.275-192.000	
	Maryland	W	193.275-191.950	
Jan. 21	Arizona	W	194.275-191.275	Stanford (B)
Jan. 28	Washington	W	195.050-194.750	Stanford (B)
Feb. 6	UCLA	L	193.725-197.800	Los Angeles
Feb. 13	Boise State	W	196.825-195.775	Boise, Idaho
Feb. 18	California	W	195.350-193.150	Stanford (B)
Feb. 21	BYU	W	197.050-195.425	Stanford (B)
Feb. 25	Oregon State	W	195.100-194.800	Corvallis, Ore.
March 3	Penn State	L	194.700-196.100	University Park, Pa.
March 18	Pacific-10 Championships		6th of 7	Tempe, Ariz.
	UCLA	L	193.850-197.700	
	Oregon State	L	193.850-196.575	
	Washington	L	193.850-195.900	
	Arizona State	L	193.850-195.875	
	California	L	193.850-194.675	
	Arizona	W	193.850-192.950	



2014 STANFORD WOMEN'S GYMNASTICS

April 1	NCAA Region I	3rd of 6	Corvallis, Ore.
	UCLA	L 195.975-197.025	
	Oregon State	L 195.975-196.175	
	Washington	W 195.975-195.250	
	Boise State	W 195.975-193.650	
	Oklahoma	W 195.975-193.000	

April 6	NCAA N. Central Regional	1st of 6	Denver
	Georgia	T 196.125-196.125	
	Denver	W 196.125-196.000	
	Missouri	W 196.125-195.000	
	Air Force	W 196.125-193.775	
	Utah State	W 196.125-193.400	
April 18	NCAA Team Preliminaries	3rd of 6	Tuscaloosa, Ala.
	Alabama	L 196.050-197.300	
	UCLA	L 196.050-197.100	
	Minnesota	W 196.050-195.700	
	Florida	W 196.050-195.675	
	Oregon State	W 196.050-192.925	
April 19	NCAA Super Six Finals	6th of 6	Tuscaloosa, Ala.
	Alabama	L 196.025-197.575	
	Georgia	L 196.025-197.250	
	UCLA	L 196.025-197.150	
	Utah	L 196.025-196.950	
	Nebraska	L 196.025-196.425	

2001

Coach: Mark Cook
Records: 18-3, 24-7

Jan. 6	Super Six Challenge	3rd of 6	Tuscaloosa, Ala.
	Alabama	L 195.300-195.350	
	Georgia	L 195.300-195.350	
	Michigan	W 195.300-194.475	
	Florida	W 195.300-194.425	
	Penn State	W 195.300-193.275	
Jan. 19	UCLA	L 194.675-196.925	Stanford (M)
Jan. 28	FSN Northwest Challenge	1st of 3	Seattle
	Washington	W 196.050-195.925	
	Seattle Pacific	W 196.050-191.875	
Feb. 2	Minnesota	W 197.425-195.650	Stanford (B)
Feb. 9	Arizona State	W 197.050-196.725	Stanford (B)
Feb. 18	California	W 196.950-196.075	Berkeley, Calif.
Feb. 23	Arizona	W 196.300-196.200	Tucson, Ariz.
March 2	Oregon State	W 197.050-195.050	Stanford (B)
March 3	BYU	W 196.875-195.225	Stanford (B)
March 10	BYU	W 196.775-194.300	Provo, Utah
March 24	Pacific-10 Championships	1st of 7	Seattle
	UCLA	W 197.850-197.800	
	Washington	W 197.850-197.475	
	Oregon State	W 197.850-196.550	
	Arizona State	W 197.850-195.725	
	Arizona	W 197.850-195.525	
	California	W 197.850-193.750	
April 7	NCAA Northeast Regional	2nd of 6	Ann Arbor, Mich.
	Michigan	L 196.725-197.225	
	LSU	W 197.850-196.300	
	New Hampshire	W 197.850-194.225	
	Rhode Island	W 197.850-189.075	
	Massachusetts	W 197.850-188.525	
April 19	NCAA Team Preliminaries	4th of 6	Athens, Ga.
	Georgia	L 195.400-197.100	
	Utah	L 195.400-196.575	
	Nebraska	L 195.400-196.200	
	Arizona State	W 195.400-194.775	
	Denver	W 195.400-193.625	

2002

Coach: Kristen Smyth
Records: 13-5, 21-12-1

Jan. 12	Minnesota	L 194.675-195.800	Minneapolis, Minn.
Jan. 18	Washington	W 193.925-191.075	Stanford (B)
Jan. 25	Arizona State	W 195.775-195.450	Tempe, Ariz.
Feb. 1	Arizona	W 197.250-195.175	Stanford (B)
Feb. 3	Denver	W 197.075-194.500	Stanford (B)
Feb. 10	UCLA	L 195.025-196.925	Los Angeles
Feb. 15	Mardi Gras Madness	2nd of 4	Gainesville, Fla.
	Florida	L 195.700-196.900	
	Penn State	W 195.700-195.325	
	Illinois-Chicago	W 195.700-194.175	
Feb. 22	California	W 195.750-191.700	Stanford (B)
March 1	Oregon State	W 196.700-196.000	Corvallis, Ore.
March 8	Seattle Pacific	W 195.800-192.450	Stanford (B)
March 23	Pacific-10 Championships	3rd of 7	Stanford (M)
	UCLA	L 196.150-197.625	
	Arizona	L 196.150-197.050	
	Oregon State	W 196.150-196.125	
	Washington	W 196.150-195.425	
	Arizona State	W 196.150-194.125	
	California	W 196.150-189.700	

2003

Coach: Kristen Smyth
Records: 16-3-1, 21-8-1

Jan. 4	Maui Invitational	1st of 4	Wailuku, Hawaii
	Arizona State	W 196.050-194.200	
	New Hampshire	W 196.050-193.325	
	San Jose State	W 196.050-189.825	
Jan. 18	Denver	L 196.475-195.575	Denver
Jan. 24	California	W 195.250-192.950	Berkeley, Calif.
Jan. 31	Stanford quad meet	1st of 4	Stanford (B)
	Oregon State	W 196.575-196.275	
	San Jose State	W 196.575-193.425	
	Seattle Pacific	W 196.575-187.825	
Feb. 7	UCLA	T 197.450-197.450	Stanford (B)
Feb. 14	Washington	L 196.775-196.750	Seattle
Feb. 21	Arizona State	W 197.200-196.850	Stanford (M)
Feb. 28	Arizona	W 196.950-196.850	Tucson, Ariz.
March 7	San Jose State	W 197.200-193.225	San Jose, Calif.
March 22	Oklahoma	W 197.725-197.275	Stanford (B)
March 29	Pacific-10 Championships	2nd of 7	Los Angeles
	UCLA	L 197.700-198.175	
	Arizona State	W 197.700-197.075	
	Washington	W 197.700-196.750	
	Oregon State	W 197.700-196.650	
	Arizona	W 197.700-195.950	
	California	W 197.700-195.925	
April 12	NCAA N. Central Regional	2nd of 6	Salt Lake City
	Utah	L 196.625-196.975	
	Denver	W 196.625-195.350	
	California	W 196.625-195.025	
	Minnesota	W 196.625-193.125	
	BYU	W 196.625-192.400	
April 24	NCAA Team Preliminaries	5th of 6	Lincoln, Neb.
	Nebraska	L 196.200-197.325	
	Utah	L 196.200-196.850	
	Georgia	L 196.200-196.625	
	Florida	L 196.200-196.325	
	Auburn	W 196.200-193.525	

2004

Coach: Kristen Smyth
Records: 14-3, 25-5-2

Jan. 9	Stanford quad meet	1st of 4	Stanford (B)
	Central Michigan	W 196.200-194.475	
	Sacramento State	W 196.200-191.425	
	San Jose State	W 196.200-191.075	
Jan. 18	Arizona State	L 195.500-195.825	Tempe, Ariz.
Jan. 23	Arizona	W 197.300-194.625	Stanford (B)
Jan. 30	Washington	W 197.400-195.475	Stanford (B)
Feb. 8	UCLA	L 196.425-197.975	Los Angeles
Feb. 13	Oklahoma	L 196.175-196.275	Norman, Okla.
Feb. 20	California	W 198.875-195.750	Stanford, Calif. (B)



2014 STANFORD WOMEN'S GYMNASTICS

Feb. 27	Oregon State	W	197.850-197.175	Corvallis, Ore.
March 6	Maryland	W	197.775-197.375	College Park, Md.
March 20	<i>Pacific-10 Championships</i>	<i>1st of 7</i>		Tucson, Ariz.
	UCLA	W	197.900-197.875	
	Oregon State	W	197.900-197.075	
	Arizona	W	197.900-196.775	
	Arizona State	W	197.900-196.775	
	Washington	W	197.900-196.425	
	California	W	197.900-195.625	
April 3	<i>NCAA N. Central Regional</i>	<i>1st of 6</i>		Denver
	Iowa	W	196.575-195.725	
	Denver	W	196.575-195.500	
	Southern Utah	W	196.575-194.375	
	Washington	W	196.575-194.225	
	Minnesota	W	196.575-192.225	
April 15	<i>NCAA Team Preliminaries</i>	<i>1st of 6</i>		Los Angeles
	Florida	T	196.850-196.850	
	Georgia	W	196.850-196.775	
	Nebraska	W	196.850-195.150	
	Oklahoma	W	196.850-195.750	
	Iowa	W	196.850-194.775	
April 16	<i>NCAA Super Six Finals</i>	<i>3rd of 6</i>		Los Angeles
	UCLA	L	197.125-198.125	
	Georgia	L	197.125-197.200	
	Alabama	T	197.125-197.125	
	Florida	W	197.125-196.800	
	Utah	W	197.125-195.775	

2005

Coach: Kristen Smyth
Records: 8-10, 10-13

Jan. 21	Washington	L	192.425-192.825	Seattle
Jan. 28	Oregon State	W	193.125-192.350	Stanford (B)
Feb. 4	Central Michigan	L	194.675-195.925	Mt. Pleasant, Mich.
Feb. 11	Arizona	L	193.725-195.225	Tucson, Ariz.
Feb. 18	UCLA	L	194.625-196.300	Stanford (M)
Feb. 25	Arizona State	W	195.300-191.300	Stanford (B)
March 4	<i>Utah quad meet</i>	<i>3rd of 4</i>		Salt Lake City
	Utah	L	196.025-197.425	
	Florida	L	196.025-196.450	
	California	W	196.025-191.500	
March 6	Alabama	L	194.975-197.100	Stanford (M)
March 19	<i>San Jose State tri meet</i>	<i>2nd of 3</i>		San Jose, Calif.
	San Jose State	L	192.750-194.325	
	California	W	192.750-176.450	
March 26	<i>Pacific-10 Championships</i>	<i>4th of 7</i>		Berkeley, Calif.
	UCLA	L	194.600-197.100	
	Arizona	L	194.600-195.925	
	Oregon State	L	194.600-195.900	
	Washington	W	194.600-194.425	
	Arizona State	W	194.600-192.975	
	California	W	194.600-163.550	
April 9	<i>NCAA West Regional</i>	<i>4th of 6</i>		Seattle
	UCLA	L	194.750-197.025	
	Penn State	L	194.750-195.375	
	Washington	L	194.750-195.000	
	Boise State	W	194.750-194.500	
	Central Michigan	W	194.750-194.125	

2006

Coach: Kristen Smyth
Records: 18-3, 21-5

Jan. 6	<i>Cancun Classic</i>	<i>2nd of 5th</i>		Cancun, Mexico
	Georgia	L	194.850-195.650	
	Denver	W	194.850-193.850	
	Oklahoma	W	194.850-193.325	
	Arizona	W	194.850-192.925	
Jan. 15	Stanford quad meet	1st of 4		Stanford (M)
	Sacramento State	W	194.350-191.525	
	San Jose State	W	194.350-190.575	
	UC Davis	W	194.350-186.875	
Jan. 27	Oregon State	L	194.125-195.150	Corvallis, Ore.

Feb. 3	California	W	195.925-192.150	Berkeley, Calif.
Feb. 10	Arizona State	W	196.325-195.725	Tempe, Ariz.
Feb. 17	Arizona	W	196.875-195.725	Stanford (B)
Feb. 24	Washington	W	196.375-189.600	Stanford (B)
March 3	Cal State Fullerton	W	194.675-191.175	Fullerton, Calif.
March 5	UCLA	W	195.950-195.150	Los Angeles
March 10	Alabama	L	195.850-196.250	Tuscaloosa, Ala.
March 25	<i>Pacific-10 Championships</i>	<i>1st of 7</i>		Corvallis, Ore.
	UCLA	W	197.100-196.800	
	Oregon State	W	197.100-196.400	
	Arizona State	W	197.100-193.900	
	Arizona	W	197.100-193.750	
	Washington	W	197.100-192.750	
	California	W	197.100-192.725	
April 8	<i>NCAA West Regional</i>	<i>3rd of 6</i>		Stanford (M)
	Alabama	L	195.275-196.475	
	Oregon State	L	195.275-195.800	
	San Jose State	W	195.275-192.375	
	Sacramento State	W	195.275-192.050	
	Boise State	W	195.275-189.850	

2007

Coach: Kristen Smyth
Records: 15-3, 25-8

Jan. 6	Georgia	L	194.600-197.375	Athens, Ga.
Jan. 15	UCLA	W	196.975-195.525	Los Angeles
Jan. 19	Arizona State	W	197.125-193.075	Stanford (B)
Jan. 26	Washington	W	197.125-193.075	Seattle
Feb. 4	California	W	196.075-189.925	Berkeley, Calif.
Feb. 9	<i>Stanford quad meet</i>	<i>1st of 4</i>		Stanford (M)
	Iowa State	W	197.275-196.075	
	Oregon State	W	197.275-194.100	
	San Jose State	W	197.275-193.175	
Feb. 16	Arizona	W	196.400-195.375	Tucson, Ariz.
Feb. 25	Nebraska	L	195.800-196.350	Lincoln, Neb.
March 9	Oklahoma	W	196.475-196.175	
March 25	UCLA	W	196.825-196.250	
March 31	<i>Pacific-10 Championships</i>	<i>2nd of 7</i>		Tempe, Ariz.
	UCLA	L	196.950-197.200	
	Oregon State	W	196.950-196.300	
	Arizona	W	196.950-196.000	
	Washington	W	196.950-194.775	
	Arizona State	W	196.950-194.550	
	California	W	196.950-193.650	
April 14	<i>NCAA So. Central Regional</i>	<i>1st of 6</i>		Tucson, Ariz.
	Oregon State	W	196.600-196.075	
	Arizona	W	196.600-196.025	
	Illinois	W	196.600-194.625	
	Arizona State	W	196.600-194.375	
	Illinois-Chicago	W	196.600-190.925	
April 26	<i>NCAA Team Preliminaries</i>	<i>2nd of 6</i>		Salt Lake City
	Utah	L	197.200-197.325	
	UCLA	W	197.200-196.475	
	LSU	W	197.200-196.275	
	Denver	W	197.200-195.575	
	Michigan	W	197.200-195.100	
April 27	<i>NCAA Super Six Finals</i>	<i>5th of 6</i>		Salt Lake City
	Georgia	L	196.825-197.850	
	Utah	L	196.825-197.250	
	Florida	L	196.825-197.225	
	UCLA	L	196.825-196.925	
	Nebraska	W	196.825-195.975	



2014 STANFORD WOMEN'S GYMNASTICS

2008

Coach: Kristen Smyth
Records: 20-4, 30-9

Jan. 13	Georgia	L	196.150-196.875	Stanford (B)
Jan. 20	Arizona	W	194.600-194.125	Stanford (B)
Jan. 27	UCLA	L	195.025-195.050	Los Angeles
Feb. 8	Chicago Style Invitational		2nd of 4	Chicago
	UCLA	L	196.700-196.875	
	Illinois	W	196.700-194.775	
	Washington	W	196.700-194.250	
Feb. 10	Iowa State	W	195.800-194.550	Ames, Iowa
Feb. 15	Oregon State tri meet		2nd of 3	Corvallis, Ore.
	Oregon State	L	196.375-196.700	
	Seattle Pacific	W	196.375-188.350	
Feb. 24	California	W	197.375-193.100	Stanford (B)
Feb. 29	Flip for a Cure		1st of 4	Tempe, Ariz.
	San Jose State	W	195.800-194.200	
	Arizona State	W	195.800-194.000	
	Wisconsin-Oshkosh	W	195.800-181.125	
March 7	Stanford tri meet		1st of 3	Stanford (M)
	Nebraska	W	196.775-196.050	
	Alabama	W	196.775-195.775	
March 23	UC Davis quad meet		1st of 4	Davis, Calif.
	Sacramento State	W	197.000-194.600	
	UC Davis	W	197.000-194.275	
	San Jose State	W	197.000-193.900	
March 29	Pacific-10 Championships		1st of 7	Seattle
	Oregon State	W	197.000-196.550	
	UCLA	W	197.000-196.200	
	Arizona	W	197.000-195.725	
	California	W	197.000-193.400	
	Washington	W	197.000-193.375	
	Arizona State	W	197.000-191.925	
April 12	NCAA Central Regional		2nd of 6	Baton Rouge, La.
	LSU	L	197.525-197.625	
	Ohio State	W	197.525-195.125	
	Missouri	W	197.525-195.100	
	Kentucky	W	197.525-194.950	
	Kent State	W	197.525-193.700	
April 24	NCAA Team Preliminaries		3rd of 6	Athens, Ga.
	Georgia	L	196.900-197.625	
	Utah	L	196.900-196.950	
	UCLA	W	196.900-196.725	
	Michigan	W	196.900-196.075	
	Denver	W	196.900-194.200	
April 25	NCAA Super Six Finals		3rd of 6	Athens, Ga.
	Georgia	L	196.750-197.450	
	Utah	L	196.750-197.125	
	Florida	W	196.750-196.700	
	LSU	W	196.750-196.350	
	Alabama	W	196.750-196.125	

March 6	Alabama	L	196.775-197.150	Tuscaloosa, Ala.
March 21	Pacific-10 Championships		3rd of 7	Stanford (M)
	UCLA	L	196.525-196.725	
	Oregon State	L	196.525-196.550	
	Washington	W	196.525-194.375	
	Arizona	W	196.525-194.325	
	Arizona State	W	196.525-194.000	
	California	W	196.525-191.750	
April 4	NCAA So. Central Regional		2nd of 6	Fayetteville, Ark.
	Arkansas	L	196.200-196.300	
	Michigan	W	196.200-195.700	
	Arizona	W	196.200-194.350	
	Arizona State	W	196.200-193.900	
	Southern Utah	W	196.200-192.650	
April 16	NCAA Team Preliminaries		4th of 6	Lincoln, Neb.
	Georgia	L	196.225-197.450	
	Florida	L	196.225-196.375	
	LSU	L	196.225-196.300	
	Penn State	W	196.225-196.100	
	Oklahoma	W	196.225-195.825	

2010

Coach: Kristen Smyth
Records: 19-3, 29-8

Jan. 9	Georgia	L	195.050-195.150	Athens, Ga.
Jan. 17	Arizona	W	196.025-194.675	Stanford (B)
Jan. 24	UCLA	W	196.425-195.825	Stanford (B)
Jan. 29	Oregon State tri-meet		2nd of 3	Corvallis, Ore.
	Oregon State	L	195.775-196.225	
	Seattle Pacific	W	195.775-188.100	
Feb. 7	Stanford quad meet		1st of 4	Stanford (B)
	Washington	W	196.650-194.075	
	Sacramento State	W	196.650-193.225	
	San Jose State	W	196.650-192.800	
Feb. 14	UCLA	W	195.975-195.625	Los Angeles
Feb. 19	Arizona State	W	196.675-195.900	Tempe, Ariz.
Feb. 28	Stanford quad-meet		1st of 4	Stanford (M)
	North Carolina	W	196.525-192.975	
	Eastern Michigan	W	196.525-190.125	
	California	W	196.525-188.825	
March 5	San Jose State tri-meet		1st of 3	San Jose, Calif.
	San Jose State	W	196.800-195.075	
	California	W	196.800-190.775	
March 21	UC Davis	W	196.600-194.575	Davis, Calif.
March 27	Pacific-10 Championships		2nd of 7	Tucson, Ariz.
	UCLA	L	196.550-197.350	
	Oregon State	W	196.550-195.950	
	Arizona	W	196.550-195.875	
	Washington	W	196.550-193.825	
	California	W	196.550-191.475	
	Arizona State	W	196.550-190.675	
April 10	NCAA Southeast Regional		1st of 6	Morgantown, W.Va.
	Michigan	W	196.775-195.800	
	Southern Utah	W	196.775-195.325	
	West Virginia	W	196.775-195.100	
	Kent State	W	196.775-194.825	
	North Carolina State	W	196.775-193.425	
April 22	NCAA Team Preliminaries		3rd of 6	Gainesville, Fla.
	Alabama	L	196.300-196.850	
	Florida	L	196.300-196.775	
	Michigan	W	196.300-195.700	
	Arkansas	W	196.300-195.600	
	Missouri	W	196.300-194.600	
April 23	NCAA Super Six		4th of 6	Gainesville, Fla.
	UCLA	L	197.100-197.725	
	Oklahoma	L	197.100-197.250	
	Alabama	L	197.100-197.225	
	Florida	W	197.100-197.000	
	Utah	W	197.100-196.225	

2009

Coach: Kristen Smyth
Records: 17-4, 23-8

Jan. 2	Cancun Classic		1st of 4	Cancun, Mexico
	Oregon State	W	195.600-194.575	
	Denver	W	195.600-193.825	
	BYU	W	195.600-189.125	
Jan. 16	Washington tri meet		1st of 3	Seattle
	Washington	W	196.450-194.250	
	Sacramento State	W	196.450-193.550	
	Seattle Pacific	W	196.450-188.425	
Jan. 22	Arizona State	W	196.775-194.600	Stanford (B)
Jan. 30	Arizona	W	195.575-195.175	Tucson, Ariz.
Feb. 8	UC Davis	W	197.100-189.350	Stanford (B)
Feb. 15	Stanford tri meet		1st of 3	Stanford (M)
	Oregon State	W	197.025-196.600	
	UC Davis	W	191.550	
Feb. 22	California	W	197.175-190.625	Berkeley, Calif.
Feb. 27	San Jose State	L	193.950-194.700	Davis, Calif.
	UC Davis	W	193.950-192.700	



2014 STANFORD WOMEN'S GYMNASTICS

2011

Coach: Kristen Smyth
Records: 20-4, 21-7-1

Jan. 9	<i>Pac-10 Showcase</i>	<i>1st of 7</i>	<i>Los Angeles.</i>
	UCLA	W 196.625-195.925	
	Oregon State	W 196.625-195.375	
	Arizona	W 196.625-193.825	
	Washington	W 196.625-193.675	
	Arizona State	W 196.625-191.850	
	California	W 196.625-191.675	
Jan. 23	UCLA	W 196.200-194.825	Stanford (B)
Jan. 28	Utah	W 196.825-196.500	Salt Lake City
Feb. 5	San Jose State	W 196.975-193.825	Stanford (B)
Feb. 11	<i>Chicago Style Invitational</i>	<i>1st of 3</i>	<i>Chicago</i>
	Oregon State	W 196.475-196.350	
	UCLA	W 196.475-196.300	
Feb. 13	<i>Michigan tri meet</i>	<i>1st of 3</i>	<i>Ann Arbor, Mich.</i>
	Michigan	W 196.800-196.500	
	Nebraska	W 196.800-195.400	
Feb. 18	Arizona	W 195.300-194.675	Tucson, Ariz.
Feb. 27	Arizona State	W 196.825-192.375	Stanford (M)
March 6	<i>California quad meet</i>	<i>2nd of 4</i>	<i>Berkeley, Calif.</i>
	Oregon State	L 196.500-197.000	
	Denver	W 196.500-194.625	
	California	W 196.500-194.175	
March 19	<i>Pacific-10 Championships</i>	<i>4th of 7</i>	<i>Los Angeles</i>
	Oregon State	L 196.500-197.200	
	UCLA	L 196.500-196.750	
	Washington	L 196.500-196.025	
	Arizona	W 196.500-195.475	
	California	W 196.500-191.575	
	Arizona State	W 196.500-190.450	
April 2	<i>NCAA Ann Arbor Regional</i>	<i>4th of 6</i>	<i>Ann Arbor, Mich.</i>
	Michigan	L 195.225-197.075	
	Kent State	L 195.225-195.450	
	Ohio State	L 195.225-195.350	
	Minnesota	T 195.225-195.225	
	Iowa State	W 195.225-194.800	

2012

Coach: Kristen Smyth
Records: 14-6, 23-12

Jan. 15	NorCal Quad Meet	1st of 4	Stanford (B)
	San Jose State	W 194.900-194.300	
	Sacramento State	W 194.900-191.575	
	UC Davis	W 194.900-190.775	
Jan. 22	Washington	W 195.925-195.725	Stanford (B)
Jan. 27	Oregon State	L 194.525-196.800	Corvallis, Ore.
Feb. 5	UCLA	L 196.450-197.250	Los Angeles
Feb. 12	California	W 196.175-194.725	Berkeley, Calif.
Feb. 18	<i>Metroplex Challenge</i>	<i>1st of 3</i>	<i>Fort Worth, Texas</i>
	Bridgeport	W 196.375-193.600	
	Brown	W 196.375-191.725	
Feb. 24	Utah	L 196.100-196.300	Salt Lake City
March 4	Stanford Tri-meet	1st of 3	Stanford (B)
	Arizona	W 196.575-195.025	
	California	W 196.575-191.450	
March 9	Arizona State	W 196.475-194.975	
March 24	<i>Pacific-12 Championships</i>	<i>4th of 8</i>	<i>Los Angeles</i>
	UCLA	L 196.825-197.425	
	Utah	L 196.825-197.375	
	Oregon State	L 196.825-197.025	
	Arizona	W 196.825-195.900	
	Arizona State	W 196.825-194.550	
	Washington	W 196.825-194.125	
	California	W 196.825-193.525	
April 7	<i>NCAA Champaign Regional</i>	<i>2nd of 6</i>	<i>Champaign, Ill.</i>
	Oklahoma	L 196.675-197.075	
	Illinois	W 196.675-195.725	
	Denver	W 196.675-194.875	
	Kentucky	W 196.675-194.750	
	Illinois-Chicago	W 196.675-194.150	

April 20	<i>NCAA Team Semifinals</i>	<i>3rd of 6</i>	<i>Duluth, Ga.</i>
	UCLA	L 197.125-197.400	
	Utah	L 197.125-197.200	
	Oklahoma	W 197.125-196.925	
	Nebraska	W 197.125-196.625	
	LSU	W 197.125-196.550	
April 21	<i>NCAA Super Six</i>	<i>4th of 6</i>	<i>Duluth, Ga.</i>
	Alabama	L 197.500-197.850	
	Florida	L 197.500-197.775	
	UCLA	L 197.500-197.750	
	Utah	W 197.500-197.375	
	Arkansas	W 197.500-196.300	

2013

Coach: Kristen Smyth
Records: 15-7, 19-13

Jan. 4	<i>NorCal Quad Meet</i>	<i>1st of 4</i>	<i>San Jose, Calif.</i>
	San Jose State	W 195.425-192.875	
	UC Davis	W 195.425-191.400	
	Sacramento State	W 195.425-191.100	
Jan. 12	<i>Arizona Quad Meet</i>	<i>1st of 4</i>	<i>Tucson, Ariz.</i>
	Arizona	W 196.025-195.850	
	Illinois	W 196.025-193.750	
	San Jose State	W 196.025-192.550	
Jan. 21	Georgia	L 195.400-197.000	Athens, Ga.
Jan. 26	California	W 196.450-195.775	Berkeley, Calif.
Feb. 2	UCLA	L 196.200-196.925	Stanford (B)
Feb. 15	Arizona State	W 197.275-195.250	Stanford (M)
Feb. 23	Utah	L 197.075-197.300	Salt Lake City
March 1	Tri-Meet	1st of 3	Stanford (B)
	Oregon State	W 197.200-197.175	
	California	W 197.200-195.000	
March 10	<i>Tri-meet</i>	<i>2nd of 3</i>	<i>Norman, Okla.</i>
	Oklahoma	L 196.000-197.525	
	North Carolina	W 196.000-195.300	
March 23	<i>Pacific-12 Championships</i>	<i>4th of 8</i>	<i>Corvallis, Ore.</i>
	Oregon State	L 196.625-197.850	
	UCLA	L 196.625-197.375	
	Utah	L 196.625-197.075	
	Washington	W 196.625-195.875	
	Arizona	W 196.625-195.525	
	California	W 196.625-195.075	
	Arizona State	W 196.625-193.425	
April 6	<i>NCAA Norman Regional</i>	<i>2nd of 6</i>	<i>Norman, Okla.</i>
	Oklahoma	L 196.800-197.375	
	Washington	W 196.800-195.925	
	Penn State	W 196.800-195.875	
	Southern Utah	W 196.800-194.850	
	Iowa	W 196.800-194.475	
April 19	<i>NCAA Team Semifinals</i>	<i>6th of 6</i>	<i>Los Angeles</i>
	Florida	L 194.700-197.775	
	LSU	L 194.700-197.325	
	Georgia	L 194.700-197.150	
	Minnesota	L 194.700-196.375	
	Illinois	L 194.700-195.700	

Bold Indicates home meet
(B) Burnham Pavilion
(M) Maples Pavilion



All-Time Letterwinners

-- A --

Shelley Alexander2008, 09, 10, 11
 Dina Amoroso1987, 88, 89, 90
 Hillary Anderson1993, 94
 Alex Archer2012, 13
 Jessica Armstrong1986, 87
 Becky Ashton1987, 88, 89, 90

-- B --

Julie Banfe1978
 Susan Banta1987, 88, 89, 90
 Angie Barnes1982, 83, 84, 85
 Robin Bayer1987
 Kendall Beck2002, 03, 04
 Julie Bledsoe1980, 81, 82, 83
 Pamela Blom1983, 84, 85, 86
 Jennifer Bloom1988, 89, 90, 91
 Cindy Boyd1984, 85, 87, 88
 Alyssa Brown2009, 10, 11, 12
 Mollie Brown1991, 92, 93, 94

-- C --

Stephanie Carter2007
 Marilyn Chapman1981, 82, 83, 84, 85
 She-Rae Chen1998
 Melissa Chuang2013
 Linda Chun1993, 94, 95, 96
 Katie Clancy1992, 93, 94, 95
 Robin Close1984, 85, 86
 Alissa Cooper2000, 01, 02, 03
 Loretta Cordova1978

-- D --

Nicole Dayton2010, 11, 12, 13
 Mandy Delgado2002, 03
 Kristen Derr1999, 2000
 Cheryl Doo1986, 87, 88, 89
 Adriana Duffy1989
 Julie Dunhill1988, 89, 90, 91

-- E --

Jackie Eaby1978
 Lauren Elmore2005, 06, 07, 08
 Jene Elzie1992, 93, 94, 95
 Sheri Evenson1986, 87, 88, 89
 Jennifer Exaltacion1998, 99, 2000, 01

-- F --

Kelly Fee2006, 07, 08, 09
 Katie Fitzpatrick1996, 97, 98, 99
 Caroline Fluhrer2001, 02, 03, 04
 Natalie Foley2003, 04, 05, 06
 Larissa Fontaine1997, 98, 99, 2000
 Marietta Frey1987, 88, 89, 90, 91
 Anne Friend1981, 83

-- G --

Abby Gair2000, 02
 Stephanie Gentry2005, 06, 07, 08
 Laurence George1986, 87, 88, 89
 Lauren Gleitman2000
 Shelly Goldberg2001, 02, 03, 04
 Nanci Goldsmith1984, 85, 86, 87
 Karen Gryler1987

-- H --

Pauline Hanset2012, 13
 Karen Hall1979, 80, 81, 82, 83
 Sarah Harding1997, 98, 99, 2000
 Katy Herbert1999, 2000, 01, 02
 Ivana Hong2012, 13

-- I --

Danielle Ikoma2008, 09, 10, 11
 Allyse Ishino2008, 09, 10, 11

-- J --

Carly Janiga2007, 08, 09, 10
 Katie Jennings1994, 95
 Kristin Jensen1999, 2000, 01, 02
 Jennifer Johnson1987
 Christie Jones1995, 96, 97

-- K --

Kerri Kanuka1991, 92
 Kerrie Kelley1991, 92
 Tracey Kohl1996, 97, 98, 99
 Kerry Koller1978
 Nicki Korbrine1989, 90
 Carly Kurth1993

-- L --

Jeanette LaCoste1979, 80, 81, 82
 Tara LaMorte1997, 98
 Meegan Lannin1992, 93, 94, 95
 Danielle Leone1990
 Lise Leveille2001, 02, 03, 04
 Jessica Louie2003, 04, 05, 06
 Julie Love1979
 Caryn Lucido1981, 82, 83, 84

-- M --

Erin McCann1990, 91, 92
 Julia McCraw2000
 Jeannie McCray1983
 Alison McGann1985, 86, 87, 88
 Becky Meldrum1999, 2000, 01, 02
 Lucy Meyer2012
 Keri Monahan1995, 96, 97, 98
 Ashley Morgan2010, 11, 12, 13
 Shona Morgan2011, 12, 13
 Misty Moore1995, 96
 Amy Murakami1996, 97, 98, 99
 Sam Muramatsu1978

-- N --

Amy Neil1995, 96, 97, 98
 Catherine Nguyen2009, 10



Samantha Shapiro finished second in uneven bars at the 2012 NCAA Individual Finals.

-- O --

Gretchen O'Henley2008
 Pilar Ossorio1979
 Nicole Ourada2006, 07, 08, 09

-- P --

Dana Padden1978
 Amy Paris1995
 Linda Park1978, 79
 Ariel Passanisi1994, 95, 96
 Nicole Pechanec2009, 10, 11, 12
 Jenny Peter2009, 10, 12
 Robin Phelps2001
 Alex Pintchouk2005, 06, 07, 08
 Amy Plaut1983
 Jennifer Polanski1986
 Beth Pope1985, 86, 87
 Aimee Precourt2005, 06, 07, 08
 Beth Puccio1983
 Heather Purnell2006, 07, 08, 09
 Laura Putnam1984, 85

-- R --

Marni Rager1988, 89
 Marla Ranieri2002, 03
 Jinny Rhee1986, 87, 88
 Taylor Rice2013
 Jennifer Roberts1980, 81, 82
 Blair Ryland2007, 08, 09, 10

-- S --

Cindy Sedlund1978, 79
 Jennifer Sey1989
 Samantha Shapiro2012, 13
 Anne Smith1979, 80, 81, 82
 Tina Snowden1992, 93, 94, 95
 Alyssa Solomon1989, 90
 Amanda Spinner2012, 13
 Pam Spira1978
 Stacy Sprando2004, 05, 06
 Cindy Stevenson1979, 80
 Kelsey Stillinger2000, 01, 02, 03
 Kim Strauss1982, 83
 Glyn Sweets2003, 04, 05, 06

-- T --

Carolyn Tarkington1982, 83
 Ann Thananopavarn1997, 98
 Liz Tricase2005, 06, 07, 08

-- V --

Kristina Vaculik2011, 13
 Denise Villars1989, 90
 Christie Volastro1988

-- W --

Jenny Ward1993, 94
 Lisa Weinstock1985
 Laurie West1991, 92, 93, 94
 Tenaya West2008, 09, 10
 Trina Wiggins1980, 81
 Dell Wilkinson1983, 84
 Jenny Wilson1998, 99, 2000
 Lindsay Wing2001, 02, 03, 04
 Rebecca Wing2012, 13
 Shira Wohlberg1989, 90
 Vicki Worden1983, 84, 85

-- Y --

Doe Yamashiro1989
 Tabitha Yim2005, 06, 07, 08
 Kim Young1998, 99, 2000



2014 STANFORD WOMEN'S GYMNASTICS



ALEX ARCHER
Junior
Newport Beach, Calif.



MELISSA CHUANG
Sophomore
Cupertino, Calif.



RACHEL DAUM
Freshman
Katy, Texas



JENNA FROWEIN
Sophomore
Kaneohe, Hawaii



CARINNE GALE
Freshman
Simi Valley, Calif.



PAULINE HANSET
Junior
Knoxville, Tenn.




IVANA HONG
Junior
Allen, Texas



SOPHIA LEE
Freshman
Plano, Texas



DANIELLE MCNAIR
Freshman
Trabuco Canyon, Calif.



NICOLETTE MCNAIR
Freshman
Trabuco Canyon, Calif.



LUCY MEYER
Senior
St. Paul, Minn.



SHONA MORGAN
Junior
Melbourne, Australia



TAYLOR RICE
Sophomore
Las Vegas, Nev.



SAMANTHA SHAPIRO
Junior
Los Angeles, Calif.



HALEY SPECTOR
Freshman
Reno, Nev.



AMANDA SPINNER
Senior
Danville, Calif.



KRISTINA VACULIK
RS Junior
Whitby, Ontario, Canada




REBECCA WING
Junior
Farnborough, England



KRISTEN SMYTH
Head Coach



CHRIS SWIRCEK
Associate Head Coach



TABITHA YIM
Assistant Coach

